



2

At school, building with blocks is a lot of fun.




Putting Away My Blocks



Social Story

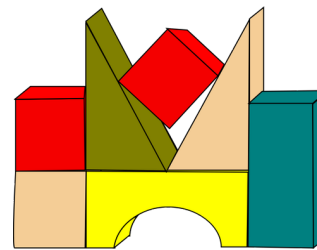
1

3



I can make many great things!


Next time, I will get the chance to make an even better one.




©2017 Creative Lab

8

4



When time is up, I know I have to put my blocks away.




So, I put my blocks away because...

7


5

Sometimes I don't like to take my blocks down.




But my teacher tells me that each time I play with blocks, I become a better builder.

6

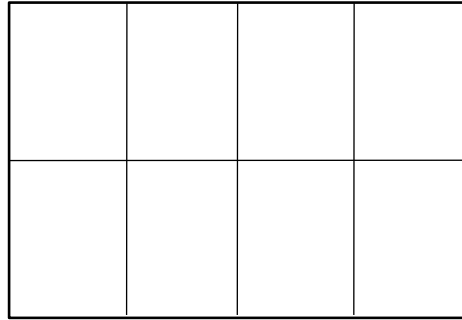


HOW TO CREATE BOOK

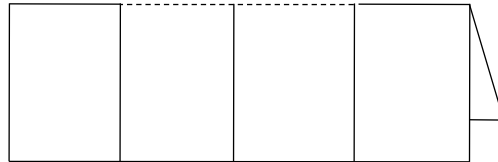

STEP 1: Cut along dotted line.



STEP 2: Fold along lines



STEP 3: Fold in half and cut along dotted line. **STEP 4:** Open and fold in half lengthwise.



STEP 5: Push together and collapse.

